

MUNSHI PREMCHAND MAHAVIDYALAYA

Siliguri :: Dist. - Darjeeling :: West Bengal

HOW TO APPLY ONLINE

Open College Website (www.munshipremchand.in)

Open Online Admission Portal from the home page

Online Admission

MUNSHI PREMCHAND MAHAVIDYALAYA

Ph No. : (0353)2522840
Email : munshipremchand@hotmail.com
Siliguri :: Dist - Darjeeling

GENERAL INSTRUCTION FOR ONLINE ADMISSION 2016

Online Application Submission Consists following Steps :

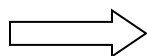
- 1 Register your name and mobile number to get login user id and password in SMS
- 2 Submit application data and upload applicant's photo (in jpg format only less than 30kb)
- 4 Pay application fees online through ONLINE (Net Banking, Debit or Credit Card)
- 5 Download copy of submitted application for further use
- 5 Download copy of payment confirmation slip for further use
- 6 Keep visiting college website for provisional meritlist publication
- 7 Keep visiting college website for merit-cum-allotment list for admission
- 8 Pay admission fee if you are enlisted in Merit-cum-allotment list for admission
- 9 Attain in the college for documents verification if have paid admission fee


Developed by
NEXTGEN
a generation ahead

STEPS TO APPLY ONLINE :-

1. Register your mobile no to get user-id and password through SMS.

CLICK IN THIS BUTTON



 **New Applicant Registration**

Enter Applicant's Name and 10 digit mobile number in the following input box and click on Submit button. Your user-id and password will be sent to your mobile through SMS


NEW APPLICANT REGISTRATION

Applicant's Name *

Email

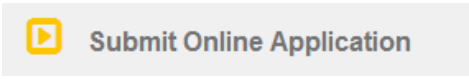

Mobile Number (10 digits) *

Applicants are requested to use their own MOBILE NUMBER and EMAIL ID. Their USER ID and PASSWORD will be sent to the Mobile Number and Email id mentioned here.

 Use such a mobile that is accessible any time

2. Upload Applicant's photo and submit Application.

CLICK ON THIS BUTTON



APPLICANT LOGIN (Submit Online Application Now)

Mobile Number (10 digits) *

Login User ID *

Password *


Important :
If the Applicant is already registered, enter the Registered Mobile Number, User Id and Password received through SMS or EMAIL, and click on SUBMIT to Login.

Enter the register mobile number , user-id and password and click on Submit button in above input box and click on Submit button, the below screen will appear.

Upload applicant's photo (only jpg format is accepted and not more than 30 kb) and click on Upload button

1 UPLOAD APPLICANT'S IMAGE **2** SAVE APPLICATION DATA **3** DOWNLOAD BANK CHALLAN & APPLICATION

UPLOAD APPLICANT'S RECENT PASSPORT SIZE PHOTOGRAPH
Applicant's Photo should not be more than **30kb** (only jpg format is accepted)



0%

Select large File: No file selected.

Enter applicant's general information and click on NEXT button below of this page

2 (A) GENERAL INFORMATION (Step 2 of 3)

1. Application for Admission for Session :

2. Caste : *

3. Registration Fees Amount (Rs.) : *

4. Applicant's Name : *

5. Father's Name : *

6. Father's Occupation : *

7. Mother's Name : *

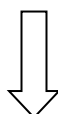
8. Mother's Occupation : *

9. Guardian's Name : *

10. Guardian's Occupation : *

11. Family Income (Yearly) : *

** More input are available are available in page fill up all input and click on NEXT button



Enter academic details and select the courses want to apply and click on Save button

3 (B) MARKS AND SUBJECTS DETAILS (Step 2 of 3)

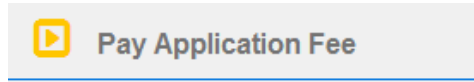

Marks Details in 10+2 Exam.:

	SUBJECT IN 10+2	FULL MARKS	MARKS OBTAINED
Subjects other than EVS (if there are five subjects excluding EVS in 10+2, select 6th subject as "not applicable")	ENGLISH	100	
	---SELECT SUBJECT---	100	
	---SELECT SUBJECT---	100	
	---SELECT SUBJECT---	100	
	---SELECT SUBJECT---	100	
	NA (not applicable)		
EVS in 10+2 (if applicable)	EVS (applicable)	100	

** More information is available in this page, fill up all necessary information

Pay application fee online

CLICK ON THIS BUTTON



MUNSHI PREMCHAND MAHAVIDYALAYA Ph 1
Email : munshiprem Siligu

ONLINE PAYMENT (Registration Fee For Online Application)

Mobile Number (10 digits)

Verification Code

Enter Verification Code

Submit

Enter registered mobile number, userid , password and click on Submit button. It will direct to the following page and click on Proceed to Pay button



MUNSHI PREMCHAND MAHAVIDYALAYA

2nd Mile :: Sevoke Road :: Siliguri (W.B.)

Contact : 0353-2522840
Email : munshipremchand@hotmail.com

Auto Reverse Facility:
If Payable amount deducted but finally transaction is unsuccessful then the fee amount will be credited in your account automatically by the system.

If you are facing the **NOT ACCEPTABLE** error every time before connection to the payment gateway, please try in another computer.

Download payment confirmation slip at the end of payment.

APPLICATION FEES ADMISSION IN 1ST YEAR FOR THE SESSION 2017-18

Applicant's Name	
APPLICATION FORM ID	
MOBILE NUMBER	
AMOUNT (Rs.)	100

Proceed to pay online

Please don't do the following

- Do not refresh the browser at any stage of online payment process.
- Do not cancel auto redirect the link to college admission portal.
- Do not disable cookies and cache of your browser.

Complete the online payment and allow the browser to re-direct to the college admission portal

atom™
payment solutions for every business

Merchant Name: **MUNSHI PREMCHAND MAHAVIDYALAYA**
Brand Name: **MUNSHI PREMCHAND MAHAVIDYALAYA**

atom™
payment solutions for every business

Payment Request Placed for INR 100.00 Transaction ID 182

Billing Details

Mobile Number * E-Mail Id *

Payment Mode

Saved Cards

- Credit Card
- Debit Card
- Debit Card with ATM PIN
- Net Banking

Credit Card Number*

Name on Card*

Card Expiry* 01 2017

CVV / CVV2*

Bank Name*

Save card for future use ?

After successful online payment download the Fee confirmation slip from college Admission Portal and take a print of the same .